

Peterborough

q1 2011 business confidence report



headlines

- February 2011 saw a new record in company closures in Peterborough when compared to any previous February.
- January 2011 saw a new record in company closures in Peterborough when compared to any previous January.

contents

new company registrations

closed companies (dissolved)

net company growth

uk company share

director age

director gender

naming trends

sic data

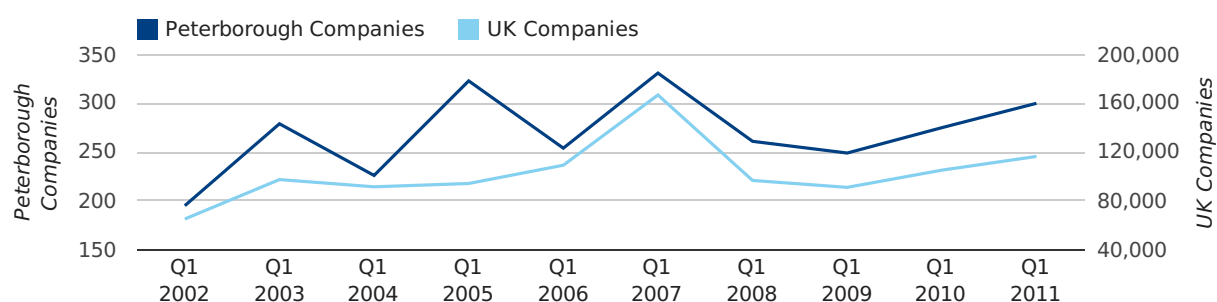
Quarterly Data (Q1 Jan-Mar 2011)

A total of 300 companies were registered in Peterborough during the first quarter of 2011 (Jan 2011 - Mar 2011).

This figure is an increase of 9.1% versus the same period last year (Q1 2010). This figure compares equally to the UK as a whole, which saw an increase of 10.7% against the same period last year.

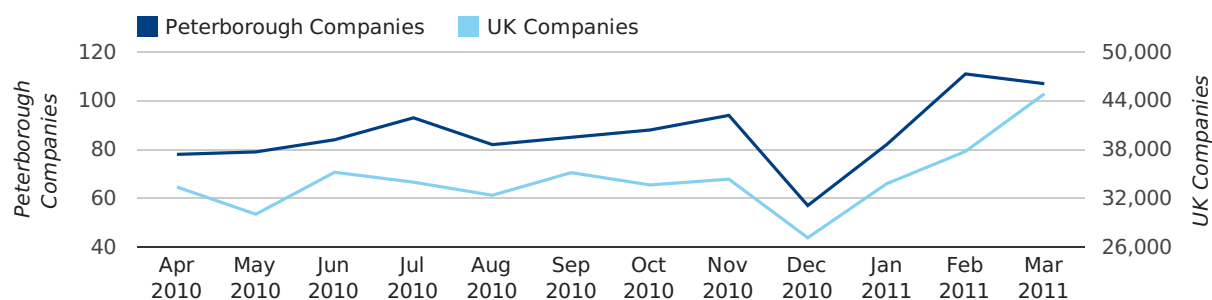
FIRST QUARTER (JAN 2011 - MAR 2011)	PETERBOROUGH	UK
2011	300	116,391
2010	275	105,137
% CHANGE	9.1%	10.7%
RECORD YEAR	2007 (331)	2007 (166,814)

new companies by quarter



Monthly Data (Jan, Feb & Mar 2011)

new companies by month



	JANUARY	FEBRUARY	MARCH
NEW COMPANIES IN 2011	82	111	107
NEW COMPANIES IN 2010	75	88	112
% CHANGE	9.3%	26.1%	-4.5%
RECORD YEAR	2007 (92)	2005 (157)	2007 (144)

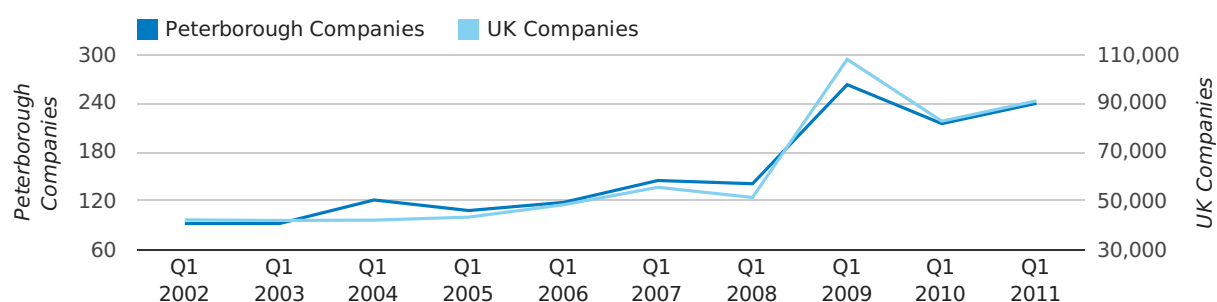
Quarterly Data (Q1 Jan-Mar 2011)

A total of 240 companies were dissolved in Peterborough during the first quarter of 2011 (Jan 2011 - Mar 2011).

This figure is an increase of 11.6% versus the same period last year (Q1 2010). This figure compares poorly to the UK as a whole, which saw an increase of 10.0% against the same period last year.

FIRST QUARTER (JAN 2011 - MAR 2011)	PETERBOROUGH	UK
2011	240	90,986
2010	215	82,677
% CHANGE	11.6%	10.0%
RECORD YEAR	2009 (263)	2009 (108,060)

dissolved companies by quarter

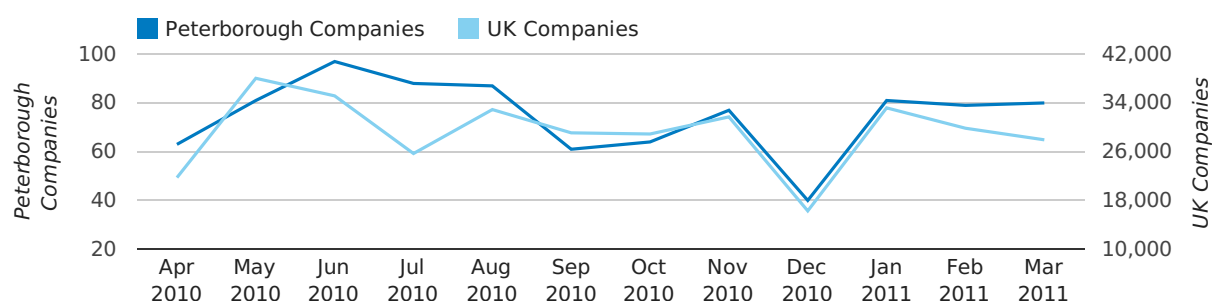


Monthly Data (Jan, Feb & Mar 2011)

February 2011 saw a new record in company closures in Peterborough when compared to any previous February.

January 2011 saw a new record in company closures in Peterborough when compared to any previous January.

dissolved companies by month



	JANUARY	FEBRUARY	MARCH
CLOSED COMPANIES IN 2011	81	79	80
CLOSED COMPANIES IN 2010	74	60	81
% CHANGE	9.5%	31.7%	-1%
RECORD YEAR	2011 (81)	2011 (79)	2009 (146)

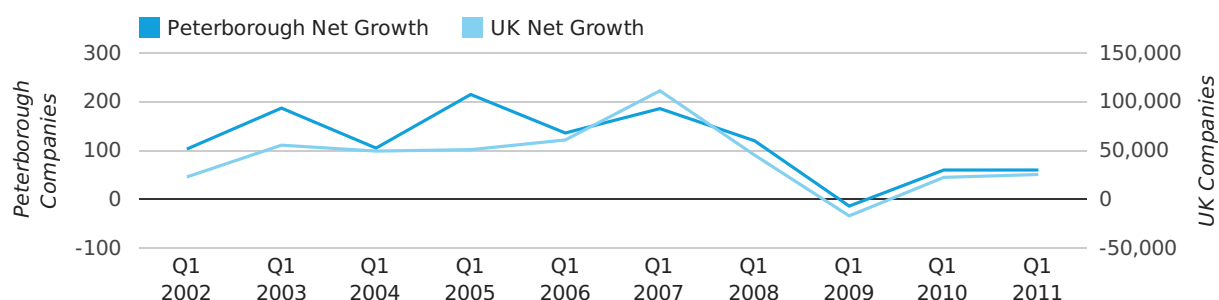
Quarterly Data (Q1 Jan-Mar 2011)

Net company growth for Peterborough during the first quarter of 2011 (Jan 2011 - Mar 2011) was 60 companies.

This represents an increase of 0.0% on the same period last year.

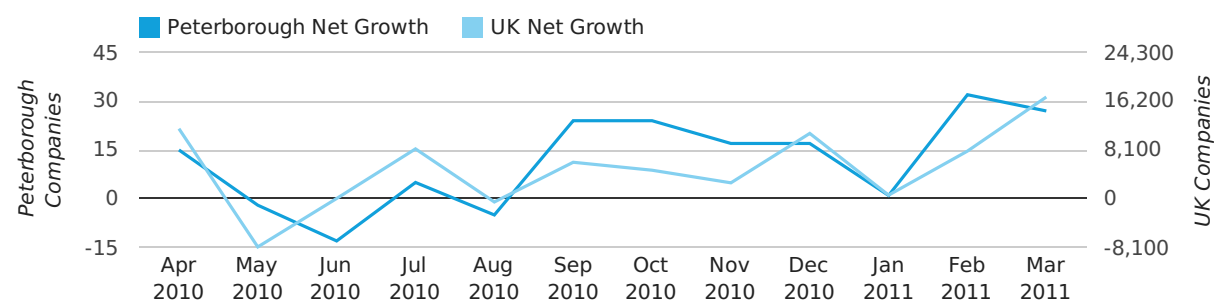
FIRST QUARTER (JAN 2011 - MAR 2011)	PETERBOROUGH	UK
2011	60	25,405
2010	60	22,460
% CHANGE	0.0%	13.1%
RECORD YEAR	2005 (215)	2007 (111,282)

net growth by quarter



Monthly Data (Jan, Feb & Mar 2011)

net growth by month



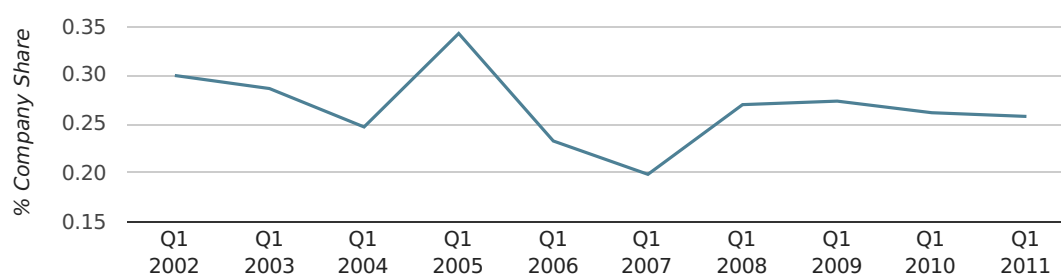
	JANUARY	FEBRUARY	MARCH
NET GROWTH IN 2011	1	32	27
NET GROWTH IN 2010	1	28	31
% CHANGE	0.0%	14.3%	-12.9%
RECORD YEAR	2004 (49)	2005 (129)	2007 (96)

Quarterly Data (Q1 Jan-Mar 2011)

In the first quarter of 2011, Peterborough formed 0.3% of all UK companies.

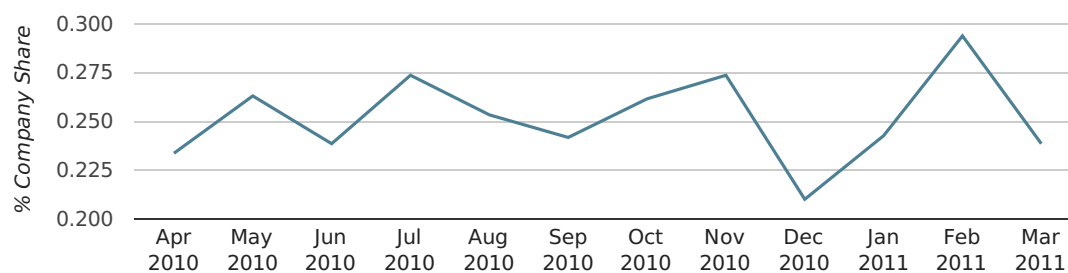
FIRST QUARTER (JAN 2011 - MAR 2011)	PETERBOROUGH
2011	0.3%
2010	0.3%
2009	0.3%
2008	0.3%
2007	0.2%
RECORD YEAR (SINCE 1960)	1969 (0.6%)

company share by quarter



Monthly Data (Jan, Feb & Mar 2011)

company share by month



	JANUARY	FEBRUARY	MARCH
UK FORMATION SHARE IN 2011	0.2%	0.3%	0.2%
UK FORMATION SHARE IN 2010	0.3%	0.3%	0.3%
% CHANGE	-5.7%	10.9%	-8.9%
RECORD YEAR	1973 (0.8%)	1969 (0.9%)	1969 (0.7%)

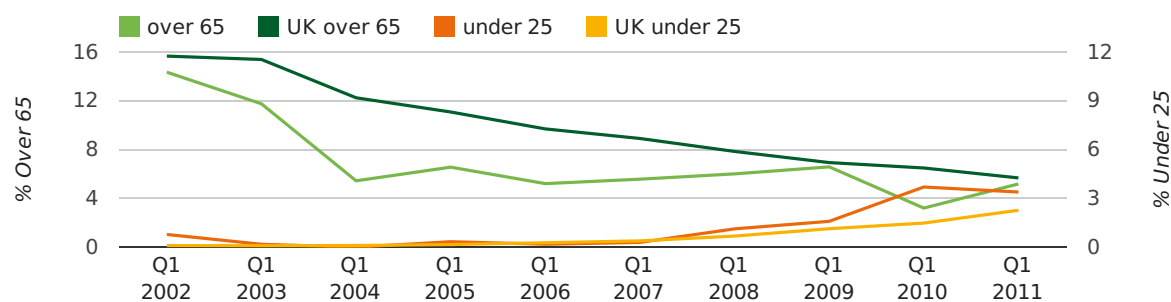
Quarterly Data (Q1 Jan-Mar 2011)

The average age of a director in the first quarter of 2011 was 43.7.

The percentage of directors under the age of 25 was 3.4% compared to the UK figure of 3.0%.

The percentage of directors over the age of 65 was 5.2% compared to the UK figure of 4.3%.

director age by quarter

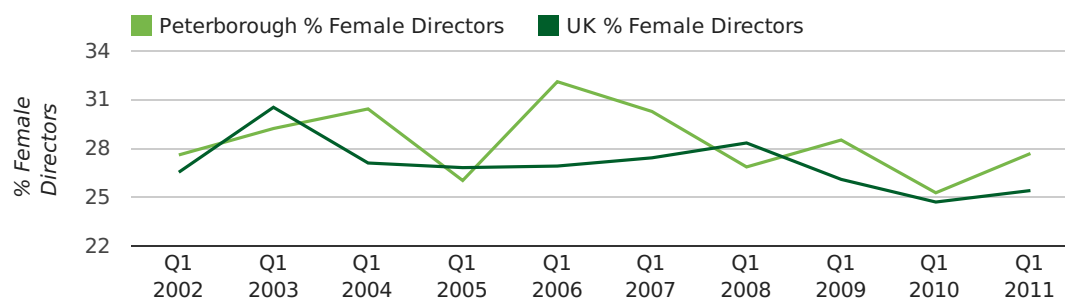


Quarterly Data (Q1 Jan-Mar 2011)

The record first quarter for female directors in Peterborough was in 1861 when 40.0% of all directors were female.

27.7% of all director appointments in Peterborough in the first quarter of 2011 were female. This compares to a UK average of 25.4% for the same period.

director gender by quarter



Previous 12 months (Mar 2010-Mar 2011)

Excluding: LIMITED, LTD, &, UK, SERVICES, THE, (UK), AND, LTD., A, LLP, SOLUTIONS, COMPANY, OF.

WORD	PERCENTAGE	UK WORD	UK PERCENTAGE
MANAGEMENT	1.74%	CONSULTING	5.04%
CONSULTANCY	1.12%	MANAGEMENT	4.97%
CONSULTING	0.87%	CONSULTANCY	3.16%
BUSINESS	0.87%	PROPERTY	2.38%
M	0.81%	TRADING	2.10%
(PETERBOROUGH)	0.74%	DESIGN	1.93%
PROPERTY	0.68%	ASSOCIATES	1.92%
ENGINEERING	0.68%	BUSINESS	1.87%
PETERBOROUGH	0.68%	CONSTRUCTION	1.80%
BUILDING	0.62%	CONSULTANTS	1.76%
MEDIA	0.56%	MEDIA	1.69%
CONSTRUCTION	0.56%	ENGINEERING	1.61%
CONSULTANTS	0.56%	LONDON	1.60%
HOLDINGS	0.56%	CARE	1.45%
CARE	0.56%	J	1.45%
FINANCIAL	0.50%	GLOBAL	1.44%
CO	0.50%	INVESTMENTS	1.43%
LETTINGS	0.50%	IT	1.41%
FOOD	0.50%	PROPERTIES	1.36%
ELECTRICAL	0.50%	BUILDING	1.34%
CARS	0.50%	M	1.30%
PROPERTIES	0.43%	ELECTRICAL	1.28%
ASSOCIATES	0.43%	S	1.24%
RECRUITMENT	0.43%	INTERNATIONAL	1.23%
CENTRE	0.43%	SYSTEMS	1.23%

Previous 36 months, excluding companies less than 12 months old

SIC CODE	NUMBER OF COMPANIES	UK COMPANIES
None Supplied	501	202,798
7487 - Other business activities	138	60,968
82990 - Other business support service activities not elsewhere classified	73	30,253
99999 - Dormant Company	49	18,336
70229 - Management consultancy activities other than financial management	48	16,150
9999 - Dormant Company	41	19,765
7414 - Business & management consultancy	32	12,916
62020 - Information technology consultancy activities	30	10,246
7499 - Non-trading company	20	11,316
7260 - Other computer related activities	20	7,789
9305 - Other service activities	19	8,740
43210 - Electrical installation	18	3,172
4521 - General construction & civil engineering	17	6,183
74990 - Non-trading company	16	8,695
96090 - Other service activities not elsewhere classified	16	10,085
74909 - Other professional, scientific and technical activities not elsewhere classified	15	7,788
62090 - Other information technology service activities	15	6,996
7222 - Other software consultancy and supply	15	7,000
86900 - Other human health activities	14	4,092
5530 - Restaurants	13	4,898